



# INSTRUCCIONES 37°



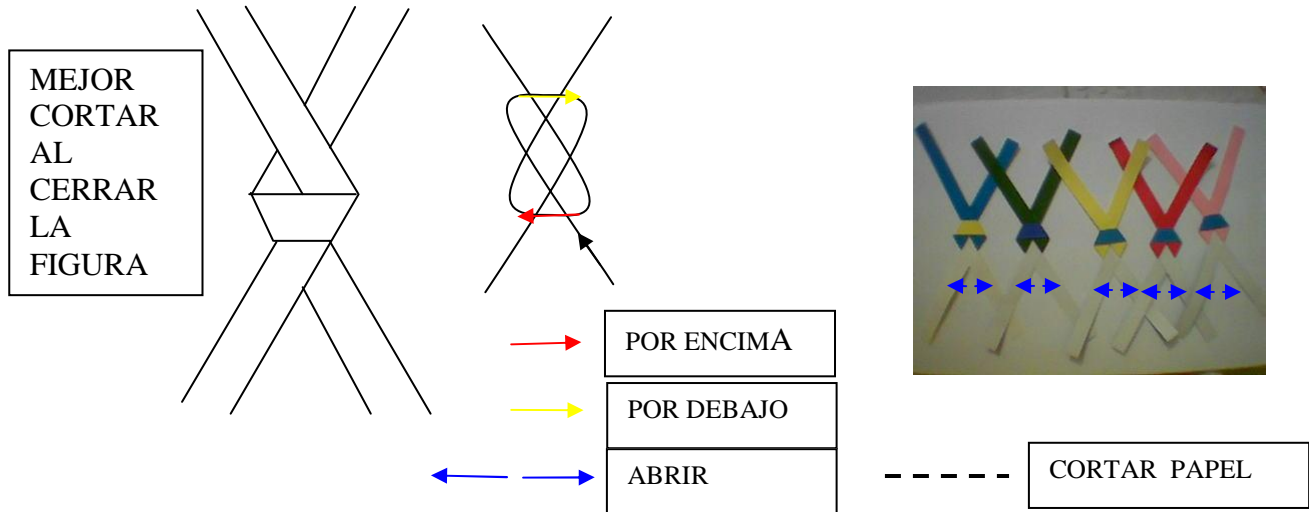
## HEXABONITOS

### 1º PAPEL UTILIZADO.

Folios A4 de colores de 80 grs.

Folios A4 blancos de 90 ó 100 grs.






Cortado a lo ancho en tiras de 10 mm. o de 5 mm. según los modelos.





# INSTRUCCIONES 38°






## HEXABONITOS





# INSTRUCCIONES 39º

## HEXABONITOS





REPETIR POR CADA HEXAGONO





# INSTRUCCIONES 40°

## HEXABONITOS




CORTAR A 10 MM.

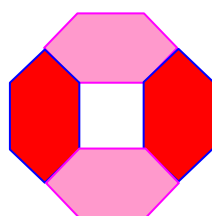


# INSTRUCCIONES 41º

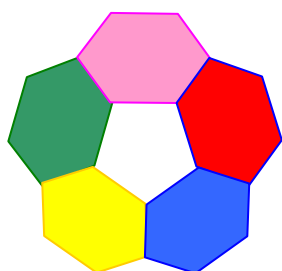
## HEXABONITOS FIGURAS BÁSICAS



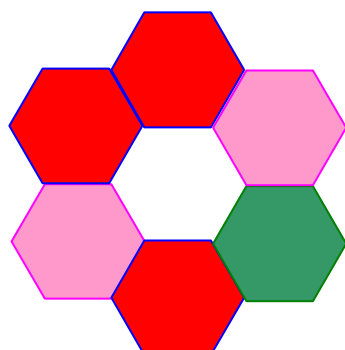
TRIANGULO




CUADRADO



PENTAGONO



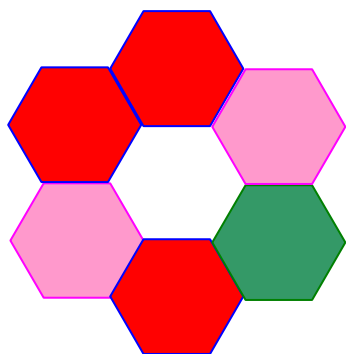
HEXAGONO ES PLANO





# INSTRUCCIONES 42°

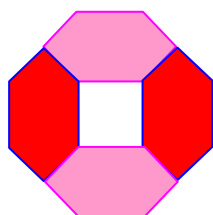
## TETRAEDRO ESPECIAL



X 4 UNIDADES



## CUBO ESPECIAL



X 8 UNIDADES

